

# MONTESSORI: LEARNING LANGUAGE

I hope these worksheets guide you and your children to finding joy in learning and exploring together.

My personal Montessori journey started in 2017 when I entered my first Montessori classroom. Aliyana was six months old. Finding Montessori has helped so much in defining my parenting style and navigating the early years of childhood. It taught me patience, exploration and to really slow down, connect and follow the lead of my children. I am motivated to help other parents introduce this simple and beautiful way of living, into their homes.

In Montessori, reading and writing are taught phonetically as the child shows readiness. Letters are introduced by phonetic sounds rather than letter names. They are not introduced in the order within the alphabet, instead, they're introduced in an order that allows the child to make many words with the letters he or she has learned.

Phonetic sounds are really important during the early stages of language development. This is the time to train the ear to recognize that words are made up of sounds. Phonics is a method of teaching which develops the ability to hear and identify the sounds of the English language. 50% of our language is phonetic and follows predictable rules. Effective phonic instruction is crucial because proper letter-sound knowledge is the foundation needed to build strong reading and writing abilities.

I had a vision when I was creating these activity sheets and I want to thank Christie Stanford, @infant\_toddler\_montessori for her guidance and providing me with all the proper tools to confidently teach my own children at home during this unfamiliar time.

# THE SOUND GAME

## Instructions:

Present letters to your child a few at a time, in the following groups:

You might want to start with the first sound in the child's name.

1st set - c m a t

2nd set - s r i p

3rd set - b f o g

4th set - h j u l

5th set - d w e n

6th set - k q v x y z

1. Pronounce each sound to your child.

2. Gather a small number of objects that start with the sound and introduce them one at a time, identifying the first sound that the object begins with. Example: This is an apple, an apple starts with the sound 'a'. This is a cat, a cat starts with the sound 'c'. This is a pot, a pot starts with the sound 'p'.

3. Invite your child to trace the sound. This will allow your child to gain muscle memory through connection between hand and brain.

4. Colour and decorate.

The learning journey is different for every child, have fun and don't forget to follow their lead. If they become bored, end the activity. Your goal is to create an environment that fosters a love for learning.

Sending love from my home to yours.

Amy Teixeira


The first sound in 'apple'

Gather objects that begin with this sound  
Trace the sound with your finger  
Colour & decorate



The first sound in 'cat'

Gather objects that begin with this sound  
Trace the sound with your finger  
Colour & decorate




The first sound in 'monkey'

Gather objects that begin with this sound  
Trace the sound with your finger  
Colour & decorate



# The first sound in 'tickle'

Gather objects that begin with this sound  
Trace the sound with your finger  
Colour & decorate



The first sound in 'snake'

Gather objects that begin with this sound  
Trace the sound with your finger  
Colour & decorate



The first sound in 'run'



Gather objects that begin with this sound  
Trace the sound with your finger  
Colour & decorate





# The first sound in 'insect'

Gather objects that begin with this sound  
Trace the sound with your finger  
Colour & decorate



The first sound in 'pot'

Gather objects that begin with this sound  
Trace the sound with your finger  
Colour & decorate




The first sound in 'bat'

Gather objects that begin with this sound  
Trace the sound with your finger  
Colour & decorate




The first sound in 'fun'

Gather objects that begin with this sound  
Trace the sound with your finger  
Colour & decorate



# The first sound in 'octopus'

Gather objects that begin with this sound  
Trace the sound with your finger  
Colour & decorate



The first sound in 'goat'

Gather objects that begin with this sound  
Trace the sound with your finger  
Colour & decorate



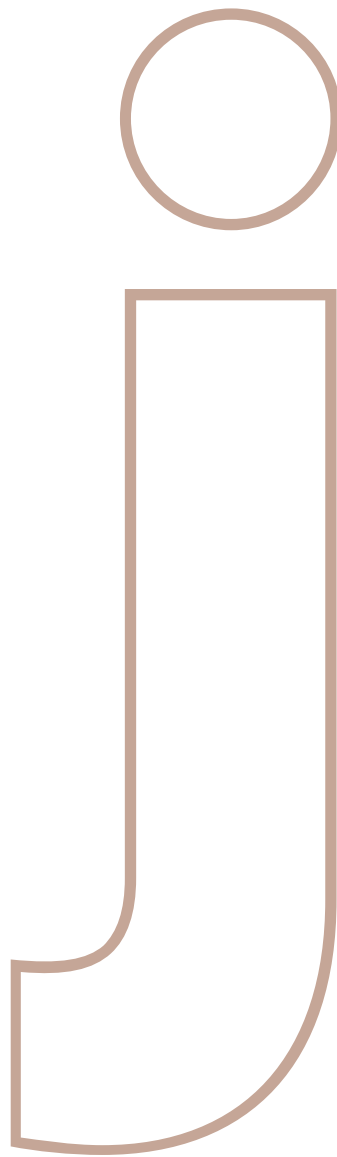
The first sound in 'happy'

Gather objects that begin with this sound  
Trace the sound with your finger  
Colour & decorate



The first sound in 'jump'


Gather objects that begin with this sound  
Trace the sound with your finger  
Colour & decorate






The first sound in 'up'

Gather objects that begin with this sound  
Trace the sound with your finger  
Colour & decorate



The first sound in 'lick'

Gather objects that begin with this sound  
Trace the sound with your finger  
Colour & decorate



The first sound in 'duck'

Gather objects that begin with this sound  
Trace the sound with your finger  
Colour & decorate



The first sound in 'wish'

Gather objects that begin with this sound  
Trace the sound with your finger  
Colour & decorate




# The first sound in 'elephant'

Gather objects that begin with this sound  
Trace the sound with your finger  
Colour & decorate




The first sound in 'nut'

Gather objects that begin with this sound  
Trace the sound with your finger  
Colour & decorate



The first sound in 'kite'

Gather objects that begin with this sound  
Trace the sound with your finger  
Colour & decorate



The first sound in 'queen'

Gather objects that begin with this sound  
Trace the sound with your finger  
Colour & decorate





The first sound in 'van'

Gather objects that begin with this sound  
Trace the sound with your finger  
Colour & decorate



The first sound in 'x-ray'

Gather objects that begin with this sound  
Trace the sound with your finger  
Colour & decorate



The first sound in 'yo-yo'

Gather objects that begin with this sound  
Trace the sound with your finger  
Colour & decorate



The first sound in 'zipper'

Gather objects that begin with this sound  
Trace the sound with your finger  
Colour & decorate

